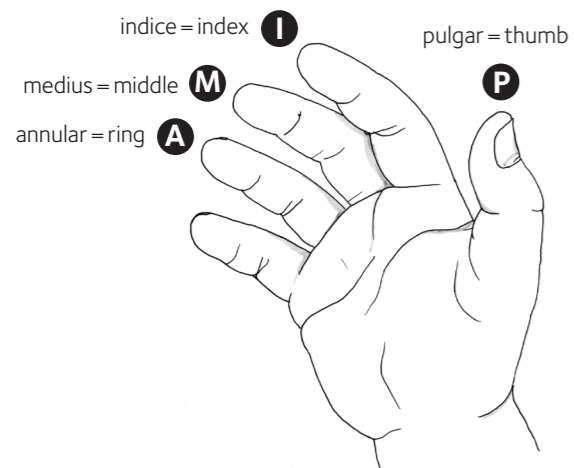
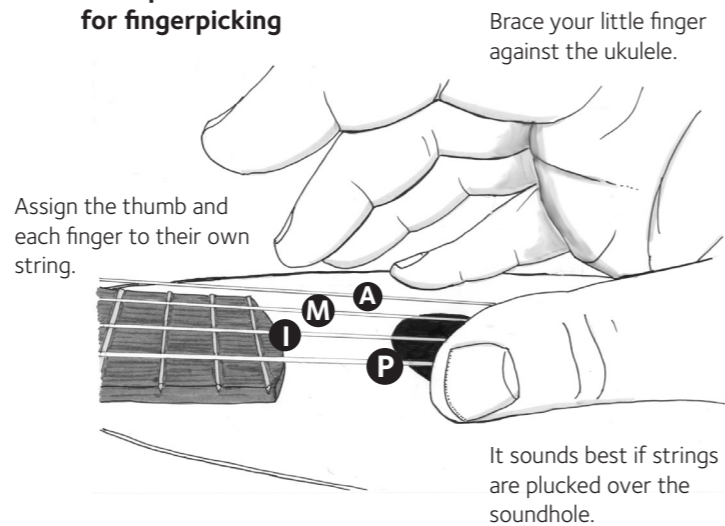


Picking Patterns

The names of the fingers

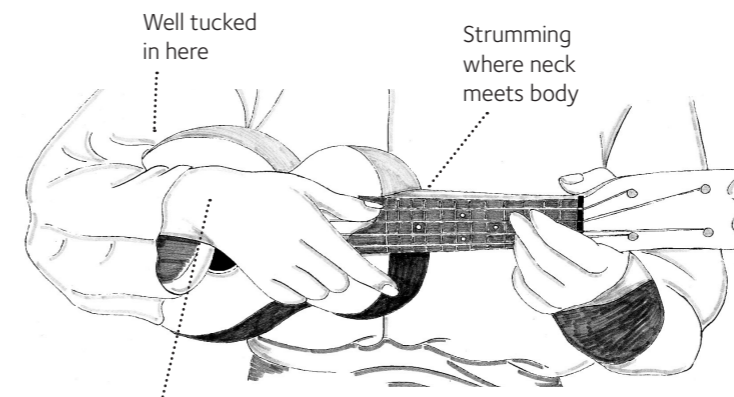


Hand position for fingerpicking



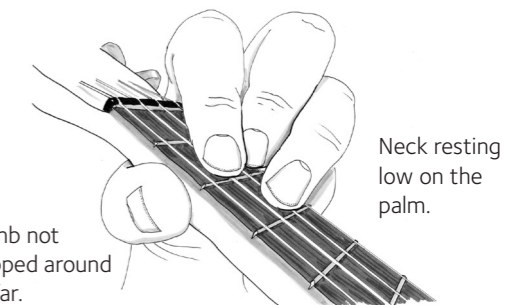
Ukulele Workshop Notes

Mike Dickison · www.kiwiukulele.co.nz · www.facebook.com/kiwiukulele

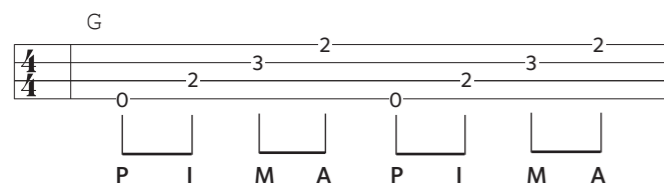


The most important trick in fancy strumming is keeping the wrist loose, and strumming from the wrist, not the arm.

Curl your hand round and over the fretboard so all your fingers can dance over the strings.



Basic roll



Sway · Bic Runga

G Bm
Don't stray, don't ever go away

C
I should be much too smart for this,

Am
you know it gets the better of ma

G Bm
Sometimes, when you and I collide

C D
I fall into an ocean of you; pull me out in time,

Em Bm
don't let me drown, let me down

C D
I say it's all because of you

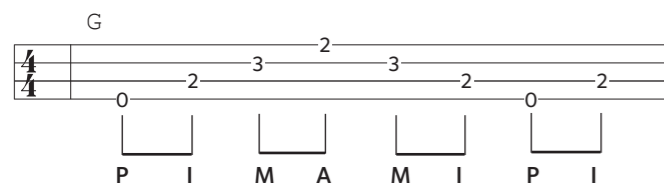
G D
Say you'll stay; don't come and

Em Bm D
go like you do

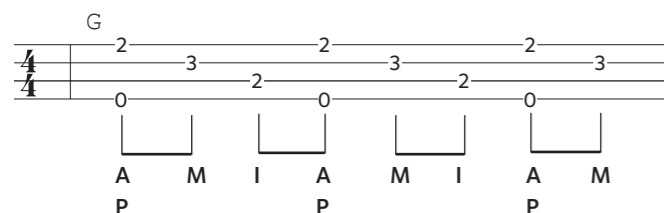
G D
Sway my way; yeah, I need to

Em Bm
know all about you

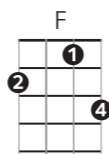

Up and down



Syncopated Hawaiian



Make up your own!



One last tip: a fingering of F that makes it easy to switch to C.

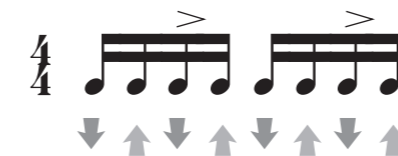
Strumming on the backbeat



Up down updown



Doubletime strum



Palm muting, or "chunking" aka the Māori strum



Folsom Prison Blues · Johnny Cash

G
I hear the train a-comin'; it's rollin' 'round the bend,

G G7
And I ain't seen the sunshine since I don't know when,

C7 G
I'm stuck at Folsom Prison and time keeps draggin' on.

D7 G
But that train keeps a-rollin' on down to San Antone.

Hoki Mai · Henare Waitoa

A D
Ā hoki mai e tama mā ki roto, ki roto

A E7
I ngā ringa e tuwhera atu nei, (a hi! aue! aue!)

A D
Kei te kapakapa mai te Haki, te Haki

A E7 A
Ingarangi runga o Tiamana e.

D A
Hoki mai, hoki mai ki te wā kāinga

E7
Kia tutuki te tāmānako

A D
Kei te kapakapa mai te Haki, te Haki

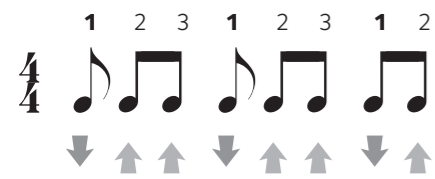
A E7 A
Ingarangi runga o Tiamana e.

More Strums

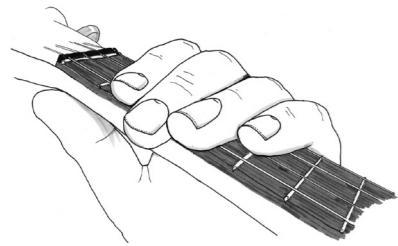
Count the rhythm of the "down, up-down, up-down" strum, and see how it maps onto the syncopated strum:



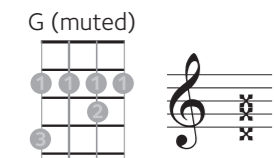
3-3-2 syncopated strum



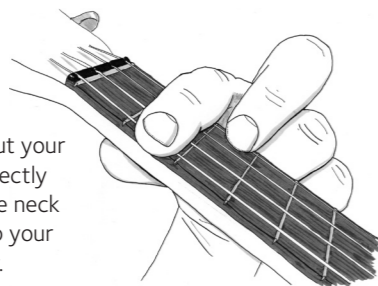
Muting, or the chord "Z Major"



Muting a barre chord

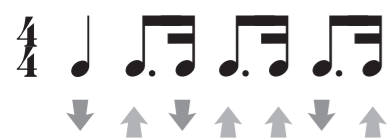


To barr, put your thumb directly behind the neck and clamp your forefinger.

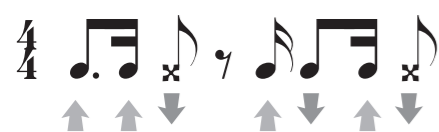


Pluck each string individually and check that each one rings out clearly. Squeeze and release to mute.

Sample strum I



Sample strum II



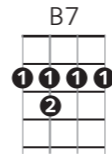
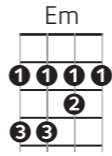
Jockey Full of Bourbon · Tom Waits

Em
Edna Millons in a drop dead suit
B7
Dutch Pink on a downtown train

Two dollar pistol, but the gun won't shoot
Em
I'm in the corner in the pouring rain

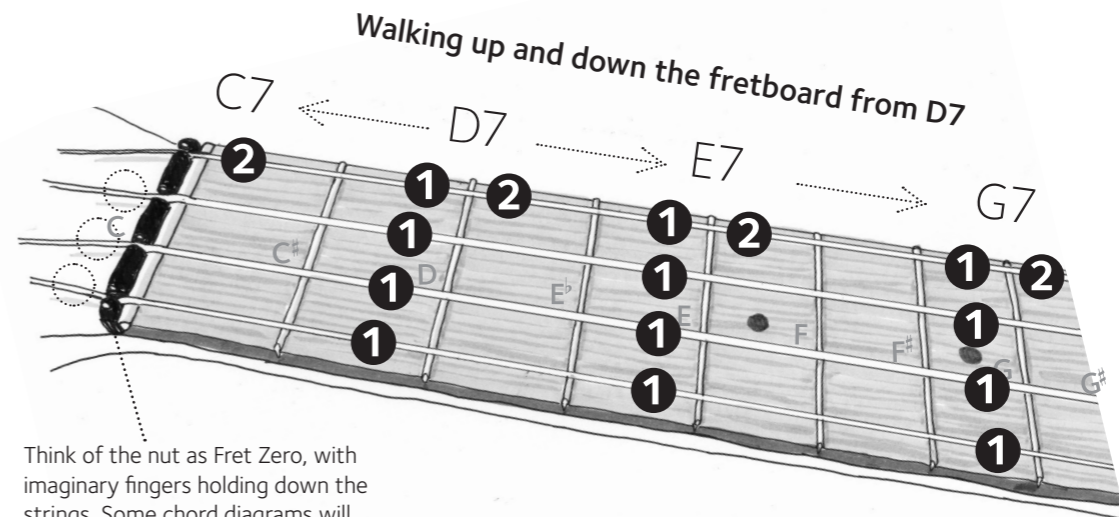
Sixteen men on a dead man's chest
B7
And I've been drinking from a broken cup

Two pairs of pants and a mohair vest
Em
I'm full of bourbon, I can't stand up



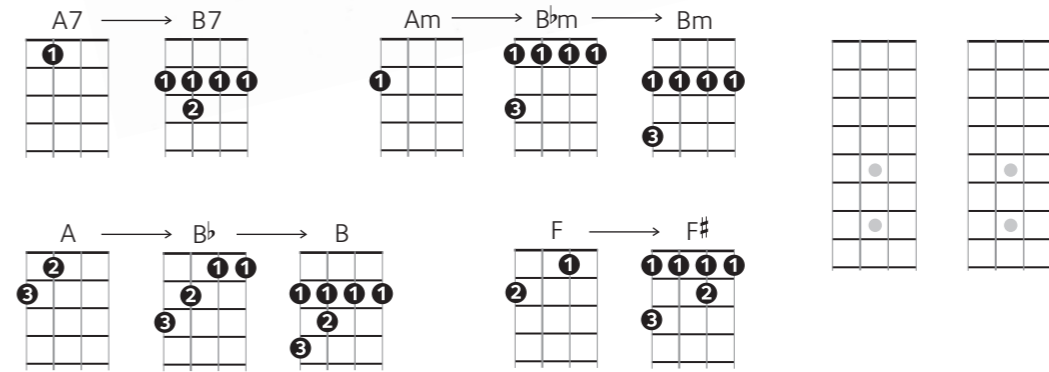
Am Em
Hey, little bird, fly away home
B7 Em
Your house is on fire, your children are alone
Hey, little bird, fly away home
Your house is on fire, your children are alone

Transposition



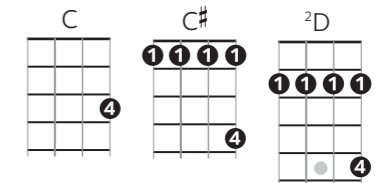
Think of the nut as Fret Zero, with imaginary fingers holding down the strings. Some chord diagrams will actually show these ghostly fingers.

I'm showing all the notes on the C string.



Steal My Kisses · Ben Harper

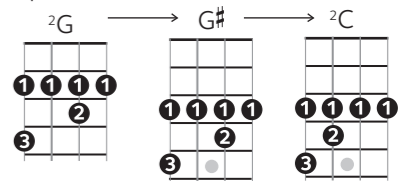
G C C# 2D
I put in to Nashville, Tennessee
2D C G
But you wouldn't even come around to see me
And since you're headin' up to Carolina
You know I'm gonna be right there behind you
'Cause I always have to steal my kisses from you
Always have to steal my kisses from you...



Sinaloan Milk Snake Song · The Mountain Goats

C 2G G# 2C
Sun melts everything down, and the hills are reduced to nothing
The whole house shakes, and you can see that the coach is coming
C G F C
You lean down and you pick up the small soft eggs in the dust outside my door
C 2G G# 2C
I hold them in my hands, they are warm and the air is warming up now
C G F C
I've got a message for you, if I could only remember
I've got a message for you, but you're gonna have to come and get it
la la la la la la la la, la la la la la la la la

Second-position G. Very useful for going between D7 and B7, or up to G#.



Second-position C is a good transition into G# or second-position G.